



**GALAXY**  
VANS


**LANDMARK**  
VANS

**LIMO**

**SHUTTLE**

**MOBILITY**

 **COYA**



 **Waldoch**  
Luxury Vans & Off-Road Trucks

Waldoch is a nationwide **FORD** approved specialty vehicle manufacturer. We specialize in building unique packages to fit the lifestyle of each consumer.



# WALDOCH BOUNDARY WATERS

## FORD TRANSIT 250 REAR WHEEL DRIVE



1-800-328-9259 | 13821 Lake Drive NE, Forest Lake, MN 55025 | [www.waldoch.com](http://www.waldoch.com) | [info@waldoch.com](mailto:info@waldoch.com)



# WALDOCH BOUNDARY WATERS



## STANDARD FEATURES

- ✔ Full View Factory Windows (van ordered with this option)
- ✔ Compliance System (Seating & Belts)
- ✔ Sound Deadening R11 Insulation Throughout
- ✔ Moisture Resistant WISE Insulated Flooring
- ✔ Plush Nylon Carpeting Throughout with 1/2" Carpet Pad
- ✔ Front Door Armrest Pad
- ✔ French Stitched Soft Touch Sidewalls w/Coverings to Match Décor
- ✔ Vinyl Wall and Door Coverings in Rear Storage
- ✔ Automotive Luxury Foamed Fabric Ceiling Throughout
- ✔ Power Hidden Shade System- switch at each available window
- ✔ Overhead Storage Large Enough to fit 48" in Length
- ✔ Webasto Rear Air/Heat w/Venting in the Rear Facing Forward - Front controlled

## EXTERIOR ENHANCEMENTS

- ✔ Color Keyed Wheel to Wheel Fiberglass Pony Running Boards
- ✔ Painted Center Grill - Black Center
- ✔ Painted Mirrors and Hood Vents
- ✔ Custom Designed Waldoch Vinyl Graphics - High Top and Middle Std. Silver (Optional Black)
- ✔ Boundary Waters Exterior Insignias Std. Silver (Optional Black)
- ✔ Waldoch Logo on the Back doors Std. Silver (Optional Black)
- ✔ 17" Wheels with Goodyear Tires
- ✔ Color Keyed all Body Panels, Front & Rear Bumper, Textured Parts

## STANDARD ELECTRONICS

- ✔ Driver Command and Control Center
- ✔ Automotive Customized Electrical System
- ✔ Automotive Design Wiring Harness
- ✔ Personal Overhead Reading Light
- ✔ Personal Control Center w/ USB Charging Port & Switch for LED Light
- ✔ Soft Glow Indirect LED Accent Lighting - Window Headers & Ceiling & Personal Pockets
- ✔ Courtesy LED Light in Side Step Wells and Sliding Door
- ✔ Blue LED Accent Lighting
- ✔ Convenient Passenger USB Power Point
- ✔ 12 Volt Power Points (2) Front & Rear
- ✔ LED Glow Lighting on Driver and Passenger Sides
- ✔ Starlink Wireless Internet - Starlink Dish V4 With Wedge Mount and Gen 3 Router
- ✔ 32" Power Down Smart TV with Apps, DVD and HDMI

## AMENITIES

- ✔ Stainless Steel LED Beverage Holders
- ✔ Retractable Flush Mount Clothes Hangers in Cargo Area
- ✔ Entry Assist Handles
- ✔ Color Keyed Floor Mat Set Throughout
- ✔ First Aid Kit
- ✔ Fire Extinguisher
- ✔ 4 Large Air Vents in the Rear of the Van
- ✔ Rear Entry Handles
- ✔ Owner's Packet in Waldoch Accessory Bag

## WOOD TRIM HYDRO/CLEAR COAT

- ✔ Dash Center
- ✔ Front Door Accents
- ✔ Upper Storage Doors

## SEATING FOR 7 PASSENGER

- ✔ Chariot Full Power Seats with Memory Positions
- ✔ Chariot Power Footrest, Lumbar, Recline, Slide forward & Backwards
- ✔ Climate Controlled Heat and Air Seating
- ✔ Flip Open Armrest Controls & Armrest Storage with USB and USB C inside
- ✔ Wireless Phone Charger Pocket
- ✔ Chariot Seats Swivel & Lock in Forward Position
- ✔ Power Slide and Power Recline with Dual Controls
- ✔ Re-Upholstered OE Front Seats
- ✔ Grade-A Italian Hide Leather Seating
- ✔ Sofa Folds into a Bed 56" wide x 58" Long
- ✔ 3 Pt. Seat Belts on all Seating: 20.5" wide by 28" tall



# WALDOCH BOUNDARY WATERS



## OPTIONAL FEATURES

### INTERIOR

- Upgrade - Altro Wood Smooth Acoustic Floor - Brown with Black Floor Mats
- Upgrade - Altro Wood Smooth Acoustic Floor - Gray with Black Floor Mats
- Upgrade - Altro Wood Smooth Acoustic Floor - Brown with Tan Floor Mats
- Upgrade - Altro Wood Smooth Acoustic Floor - Gray with Gray Floor Mats
- Center Console Cooler 12volt Cooler / Warmer Portable throughout van
- Lock Box - Under Sofa or in Rear Area

### EXTERIOR

- Black Out Graphic Package - Wheels & Logos
- Upgrade - Power Side Step on Sliding Passenger Door Only
- Tint Front Two Windows

### WHEELS AND TIRES

- DRW 16" Dually Custom Wheel Upgrade - Change

### ELECTRONICS

- Mobile Satellite DirectTV (Customer Activation Required) - No HD Channels
- Homelink Garage Door Opener
- Cell Phone Booster - LTE/Cell Signal Booster
- Smart Battery Converter charging system with Quick connect - plugs in for Powering Waldoch Conversion

### MOBILITY

- Lift Added-Retail Mobility Focaccia Fiorella Wheelchair Side Lift 800lbs with Q'straint Tie Down w/slide 'N Click (pucks) Retractable shoulder/Lap



# WALDOCH BOUNDARY WATERS



## SEATING COLORS

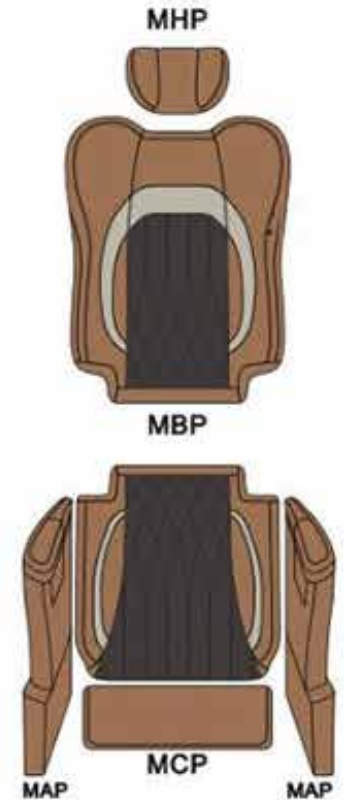
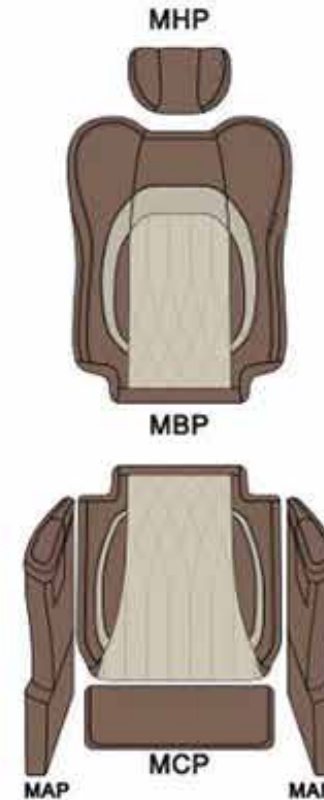
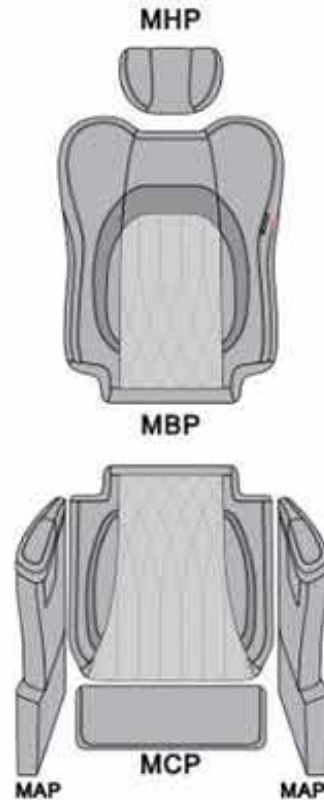
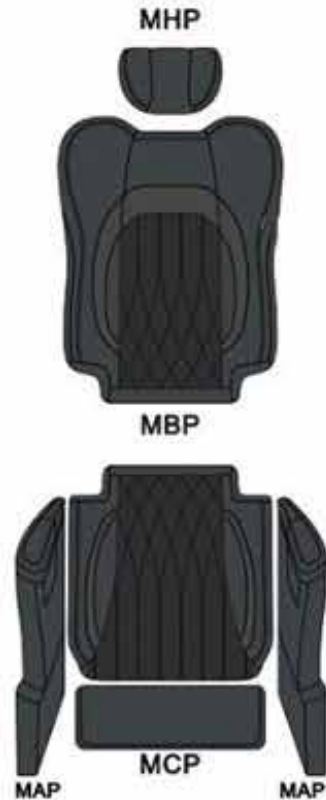
Main: Ebony EB-063E  
Suede: Black  
Accent: Ebony EB-063E

Main: Lunar 7060  
Suede: Dark Slate  
Accent: Ebony EB-063E

Main: Pantheon Grey PG-074  
Suede: Cool Grey  
Accent: Light Grey LG-069

Main: Amaretto AM-040  
Suede: Beige  
Accent: Creme Brulee CB-092

Main: Mojave MJ-089  
Suede: Beige  
Accent: Cocoa CC-091



# LUXURY CONVERSION VANS TO FIT YOUR PLEASURE

The Waldoch conversion van has changed dramatically over the years. Back in the 70's a disco ball, green shag carpet and some stained plywood finished a clean and quality conversion. Today wood grain is out and high quality is in, with French stitched ultra-leather, plush interior, vinyl wood flooring, multi-color LED lighting, and fold down TV screens larger than are in some homes. Our vans have a polished exterior with unique graphics, paint to match running boards. We remove every black textured plastic piece and paint it to compliment the overall clean and elegant look. Our top of the line Galaxy Van package features color keyed side moldings, bumper insert fog lights and all trim pieces painted for a polished and elegant look.

Premium seating features leather fully adjustable captain's chairs with added comfort like power lumbar power recline and heat for lasting comfort. A fully automatic rear bench that reclines to a bed is a great feature for those impromptu rest stops on a long road trip. At each passenger seat enjoy all the comforts and conveniences you would expect from a Waldoch van like USB charging ports, individual passenger lighting and climate control venting. Close all the shades and use the LED mood lighting to enhance the cinema experience provided by an LCD display and surround sound TV that flips down out of the headliner 32" large and LED 1080P screen.



# GALAXY LUXURY CONVERSION



The Galaxy Ford Transit is one that will surely turn your head. The Ford Transit is the Perfect Luxury Conversion Van, with 6 Passenger to 9 Passenger Conversion Van to 15 Passenger Shuttle Conversions. The Transit is a rear wheel drive van that has all the amenities as a Ford SUV or car. Ford Conversion van has all the nice features you could ask for in the driver cockpit, 8" LCD GPS screen, steering wheel hand controls, 10-way power seats, Lumbar, heated seats dual power, dual air bags, great sound system, Bluetooth, USB charging ports and nice overhead storage. All the Galaxy Van Luxury conversions have standard roller shades and have the option of power shades. Beautiful leather seating as an option (cloth comes standard) it will be sure to put you to sleep, a headrest design to be a pillow it is the best for long travels. All of the Waldoch Luxury Conversion come with a 3 year 36,000-mile warranty.

- Lasting quality
- Industry innovation 32" fold down TV
- Dual Zone sound system
- Driver override for sound / lighting in rear passenger area
- Available automatic step
- Available automatic Door
- Complete mobility conversions available
- Inset color keyed in-bumper fog light system
- Complete per-passenger climate control
- Convenience lighting and charging at each seat
- Motorized roller shades
- 6-way adjustable captain's chairs with optional heat, massage, footrest available
- Convertible rear bench bed accommodates overnight rest stops
- Luxury grade carpet - 1/10 Gauge cut pile, contains 22.5 ounces of yarn per square yard
- Hardwood style flooring upgrades available



# WALDOCH GALAXY TRANSIT MEDIUM ROOF | 9-11 PASSENGER



## STANDARD FEATURES

### STANDARD FEATURES

- ✔ Full View Factory Windows (van ordered with this option)
- ✔ Compliance System (Seating & Belts)
- ✔ Sound Deadening R11 Insulation Throughout
- ✔ Moisture Resistant WISE Insulated Flooring
- ✔ Plush Nylon Carpeting Throughout with 1/2" Carpet Pad
- ✔ Front Door Armrest Pad
- ✔ French Stitched Soft Touch Sidewalls w/Coverings to Match Décor
- ✔ Vinyl Wall and Door Coverings in Rear Storage
- ✔ Automotive Luxury Foamed Fabric Ceiling Throughout
- ✔ Roller Shade at Each Window
- ✔ Overhead Storage Large Enough to fit 48" in Length
- ✔ Factory Rear Air and Heat on the Lower Driver Wall

### AMENITIES

- ✔ Stainless Steel LED Beverage Holders
- ✔ Retractable Flush Mount Clothes Hangers in Cargo Area
- ✔ Entry Assist Handles
- ✔ Color Keyed Floor Mat Set Throughout
- ✔ First Aid Kit
- ✔ Fire Extinguisher
- ✔ 2 Large Air Vents in the Rear of the Van
- ✔ Rear Entry Handles
- ✔ Owner's Packet in Waldoch Accessory Bag

### EXTERIOR ENHANCEMENTS

- ✔ Color Keyed Wheel to Wheel Fiberglass Pony Running Boards
- ✔ Custom Designed Waldoch Vinyl Graphics - High Top and Middle
- ✔ Galaxy Chrome Exterior Insignias
- ✔ Color Keyed all Body Panels, Front & Rear Bumper, Textured Parts

### STANDARD ELECTRONICS

- ✔ Driver Command and Control Center
- ✔ Automotive Customized Electrical System
- ✔ Automotive Design Wiring Harness
- ✔ Personal Overhead Reading Light
- ✔ Personal Control Center w/ USB Charging Port & Switch for LED Light
- ✔ Soft Glow Indirect LED Accent Lighting - Window Headers & Ceiling & Personal Pockets
- ✔ Courtesy LED Light in Side Step Wells and Sliding Door
- ✔ Blue LED Accent Lighting
- ✔ Convenient Passenger USB Power Point
- ✔ 12 Volt Power Points (2) Front & Rear

### WOOD TRIM HYDRO/CLEAR COAT

- ✔ Dash Center
- ✔ Front Door Accents
- ✔ Upper Storage Doors

### SEATING FOR 7 PASSENGER

- ✔ 3 Pt. Seat Belts on all Midrow Seats: 20.5" wide by 28" tall
  - ✔ Maybach Seats Swivel & Lock in Forward Position
  - ✔ Maybach Bucket Seats - Quick Release Center
  - ✔ Re-Upholstered OE Front Seats
  - ✔ Child Seat Ready
  - ✔ Seats with Slide Track with Towel Bar style handle
  - ✔ Quick Release Sofa 56" wide with Manual Recline and Slide
  - ✔ Sofa Folds into a Bed 56" wide x 58" Long
  - ✔ Add-A-Back on Rear Sofa to extend for Bed or Self
- \*\*Eight Passenger removed sofa with 2 Bucket seats*

STANDARD  
FEATURE



OPTIONAL  
FEATURE



STANDARD  
FEATURE



STANDARD  
FEATURE




OPTIONAL  
FEATURE




# WALDOCH GALAXY TRANSIT MEDIUM ROOF | 9-11 PASSENGER




## LAYOUTS




148" JUMBO EXT.  
11 PASSENGER  
LUXURY




148"  
7 PASSENGER  
REAR STORAGE




148" JUMBO EXT.  
9 PASSENGER  
LUXURY



148"  
7 PASSENGER  
MOBILITY



148"  
9 PASSENGER  
LUXURY



148"  
8 PASSENGER  
LUXURY



# WALDOCH GALAXY TRANSIT MEDIUM ROOF | 7-9 PASSENGER



## OPTIONAL EQUIPMENT

### EVOLUTION PACKAGE *(\*Included this package)*

- \*Power Hidden Shade System- switch at each available window
- \*LED Glow Lighting on Driver and Passenger Sides
- \*Painted Center Grill - Black Center
- \*Painted Mirrors and Hood Vents
- \*Audio Surround Sound System with Sub-Woofer for Entertainment System
- \*Ultra Soft Leather Seating Upgrade
- \*Add Power Slide and Power Recline to Sofa
- \*Heated Front Seats with High and Low Switch

### INTERIOR

- Upgrade - Altro Wood Smooth Acoustic Floor - Brown with Black Floor Mats
- Upgrade - Altro Wood Smooth Acoustic Floor - Gray with Black Floor Mats
- Upgrade - Altro Wood Smooth Acoustic Floor - Brown with Tan Floor Mats
- Upgrade - Altro Wood Smooth Acoustic Floor - Gray with Gray Floor Mats
- Center Table with Two Cup Holders: Removable Two Locations
- Upgrade - Rear Heat & Air System - Second Condenser & Compressor (larger air for southern States)
- Center Console Cooler 12volt Cooler / Warmer Portable throughout van
- Lock Box - Under Sofa or in Rear Area
- Upgrade - Second Row Power Leg Bucket Seats - "Requires more Legroom" (Recommends 7 Seater on 148 Van)(no Swivel) (no Quick Release)
- Upgrade - 3PT Power Bucket Rear Sofa (Not Quick Release)

### EXTERIOR

- Upgrade - Power Side Step on Sliding Passenger Door Only
- Tint Front Two Windows

### WHEELS AND TIRES

- 16" Custom Wheels on Factory Tires
- 17" Custom Wheels on Goodyear Tires

### ELECTRONICS

- 32" Power Down Smart TV with Apps, DVD and HDMI - Game Ready for gaming systems - 1000 Watt Inverter
- Mobile Satellite DirectTV (Customer Activation Required) - No HD Channels
- Apple TV (requires Customer Provided Wifi Connection)
- Homelink Garage Door Opener
- Cell Phone Booster - LTE/Cell Signal Booster
- Starlink Dish V4 with Wedge Mount and Gen 3 Router
- 110 Volt Plug with Inverter at three seats - 700 watt PureSine Inverter plug at seat Seat (driver Side)

### MOBILITY

Please contact Billy Waldoch 651-287-9639

- Lift Added-Retail Mobility Focaccia Fiorella Wheelchair Side Lift 800lbs with Q'straint Tie Down w/slide 'N Click (pucks) Retractable shoulder/Lap

### ELAN PACKAGE *\*Includes below Features*

- Ultra Soft Leather Seating Upgrade
- 16" Custom Wheels on Factory Tires
- 32" Power Down HD LCD TV with DVD and HDMI - Game Ready for gaming systems - 400 Watt Inverter

### ASCENT PACKAGE *\*Includes below Features*

- Ultra Soft Leather Seating Upgrade
- Add Power Slide and Power Recline to Sofa
- Altro Wood Smooth Acoustic Floor -- Tan - Brown - Gray
- 16" Custom Wheels on Factory Tires
- 32" Power Down HD LCD TV with DVD and HDMI - Game Ready for gaming systems - 400 Watt Inverter
- 110 Volt Plug with Inverter at Four Seats - 700 Watt Inverter (separate plug on wall)
- Power Hidden Shade System- switch at each available window

### SUMMIT PACKAGE *\*Includes below Features*

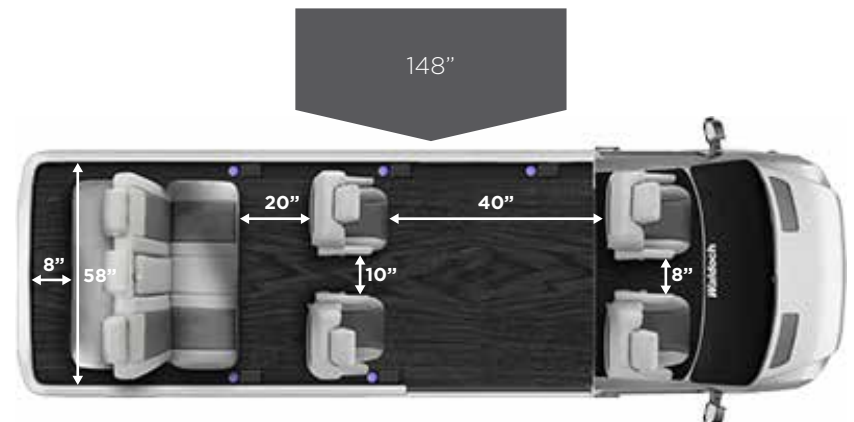
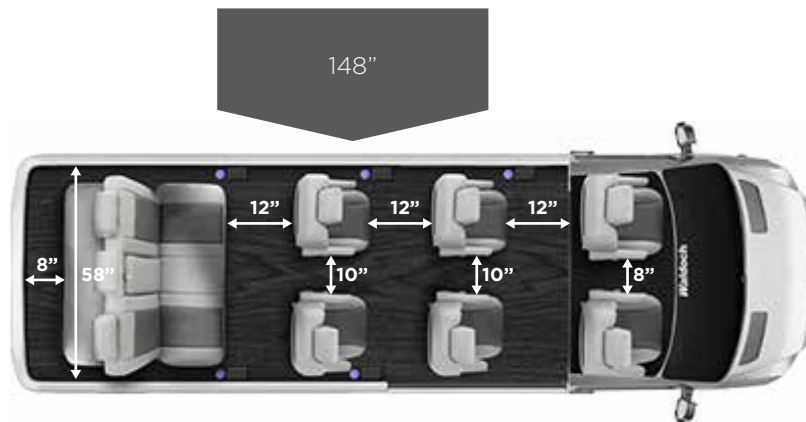
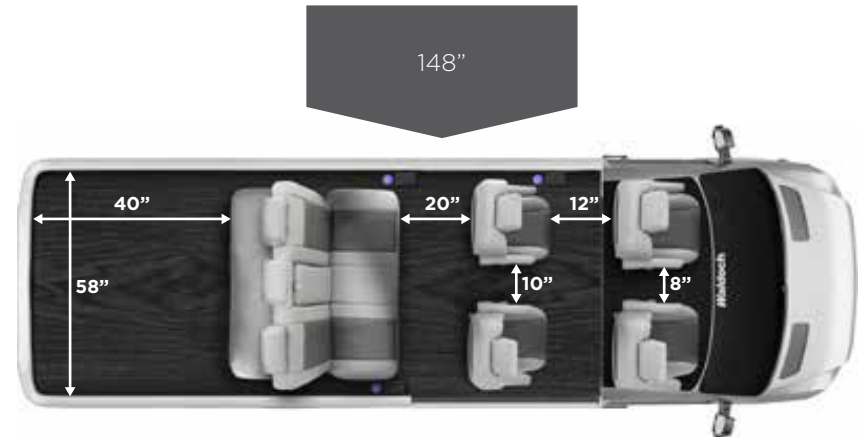

- Evolution Package
- 32" Power Down HD LCD TV with DVD and HDMI - Game Ready for gaming systems - 400 Watt Inverter
- 17" Custom Wheels on Goodyear Tire
- Altro Wood Smooth Acoustic Floor - Tan - Brown - Gray
- Center Table with Two Cup Holders: Removable Two Locations
- 110 Volt Plug with Inverter at Four Seats - 700 Watt Inverter (separate plug on wall)



# WALDOCH GALAXY TRANSIT MEDIUM ROOF | 7-9 PASSENGER



## SIZINGS



# LIMO CONVERSION



The Ford Transit we build on the 148 Jumbo High Roof van, with 77" of head room and 172.2" of floor space front to back. The Exterior height is 108.6" tall to make sure you can go places you are planning on traveling. Executive coach Limo are perfect for Weddings, Tailgate parties to go to the game, Dinner Parties, Special Events and much more. Waldoch has many different floor plan layouts for the Ford Transit Van. Some of the # 1 floor plans are Party Limo 10 Passenger, Limo Lounge 15 Passenger, Limo 9-10 Passenger, Wedding Limo 15+ and more just ask a sale rep. With our Black on Black design interior with Huge 40" TV's with LED 1080P picture where these are some of the best Limo manufactured anywhere.

Waldoch works directly with the Limo companies all over the world getting them the best Limo manufacture out there.

- High Quality long lasting Products
- All 12 Volt Products no Invertors (TV's, DVD everything 12 volt)
- 40 Years in the Conversion Van Shuttle Luxury builder market
- Innovative products
- Power Shades & Manual Shades
- First Class Executive vans for personal business people



# WALDOCH LIMO TRANSIT



## STANDARD FEATURES

### STANDARD FEATURES

- ✔ Full View Factory Windows (van ordered with this option)
- ✔ Compliance System (Seating & Belts)
- ✔ Sound Deadening R11 Insulation Throughout
- ✔ Moisture Resistant WISE Insulated Flooring
- ✔ Altro Flooring Vinyl made to look like Hard Wood Floors
- ✔ Front Door Armrest Pad
- ✔ French Stitched Soft Touch Sidewalls w/Coverings to Match Décor
- ✔ Vinyl Wall and Door Coverings in Rear Storage
- ✔ Automotive Luxury Foamed Fabric Ceiling Throughout
- ✔ Factory Rear Air and Heat on the Lower Driver Wall
- ✔ Roller Shade at Each Window

### AMENITIES

- ✔ Stainless Steel LED Beverage Holders
- ✔ Retractable Flush Mount Clothes Hangers in Cargo Area
- ✔ Entry Assist Handles
- ✔ Color Keyed Floor Mat Set Throughout
- ✔ First Aid Kit
- ✔ Fire Extinguisher
- ✔ 2 Large Air Vents in the Rear of the Van
- ✔ Rear Entry Handles
- ✔ Owner's Packet in Waldoch Accessory Bag Rear Entry Handles

### WOOD TRIM HYDRO/CLEAR COAT

- ✔ Woodgrain Accents

### STANDARD ELECTRONICS

- ✔ Driver Command and Control Center
- ✔ Automotive Customized Electrical System
- ✔ Automotive Design Wiring Harness
- ✔ Personal Overhead Reading Light
- ✔ Personal Control Center w/ USB Charging Port & Switch for LED Light
- ✔ Soft Glow Indirect LED Accent Lighting - Window Headers & Ceiling & Personal Pockets
- ✔ Courtesy LED Light in Side Step Wells and Sliding Door
- ✔ Blue LED Accent Lighting
- ✔ Convenient Passenger USB Power Point
- ✔ 12 Volt Power Points (2) Front & Rear

### EXTERIOR ENHANCEMENTS

- ✔ Color Keyed Wheel to Wheel Fiberglass Pony Running Boards
- ✔ Galaxy Chrome Exterior Insignias

### SEATING FOR 10 PASSENGER

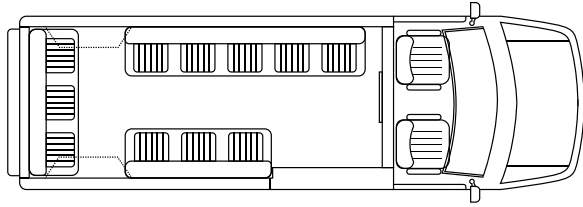
- ✔ 3 Pt. Seat Belts on all Midrow Seats: 20.5" wide by 28" tall
  - ✔ Maybach Seats Swivel & Lock in Forward Position
  - ✔ Maybach Bucket Seats - Quick Release Center
  - ✔ Re-Upholstered OE Front Seats
  - ✔ Child Seat Ready
  - ✔ Seats with Slide Track with Towel Bar style handle
  - ✔ Quick Release Sofa 56" wide with Manual Recline and Slide
  - ✔ Sofa Folds into a Bed 56" wide x 58" Long
  - ✔ Add-A-Back on Rear Sofa to extend for Bed or Self
- \*See options below for alternate seating. Price can change.*



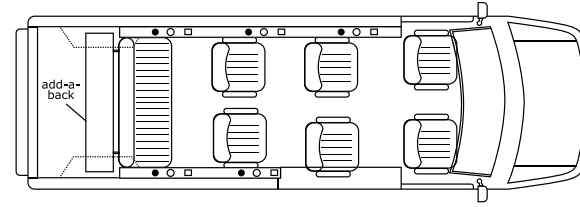
# WALDOCH LIMO TRANSIT



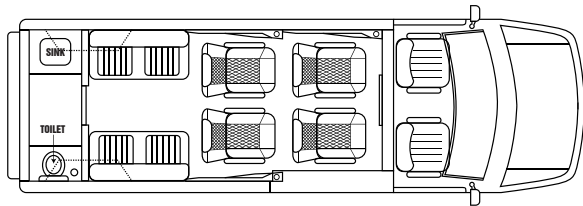
## LAYOUTS



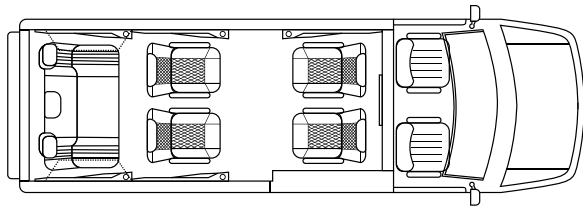
148" JUMBO EXT.  
13 PASSENGER  
WRAP AROUND  
PARTY LIMO



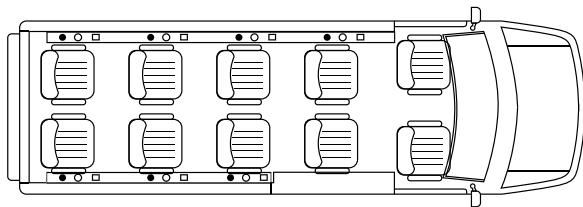
148" JUMBO EXT.  
LUXURY NINE  
PASSENGER



148" JUMBO EXT.  
10 PASSENGER  
SPLIT BENCH  
REAR RESTROOM



148" JUMBO EXT.  
10 PASSENGER  
FULL POWER  
EXECUTIVE LIMO



148" JUMBO EXT.  
10 PASSENGER  
EXECUTIVE



# WALDOCH LIMO TRANSIT



## OPTIONAL EQUIPMENT



32" Flip-Down HD LCD TV w/DVD and Headphones.



Center Table with cups holders - Removable



Power Sliding Door with Driver Button and Wireless Fob.



Storage and Cooler Console - replaces passenger seat.



### EVOLUTION PACKAGE

- Power Hidden Shade System- switch at each available window & 110V outlets (3) - 700 Watt Invertor
- LED Glow Lighting on Driver and Passenger Sides
- Painted Center Grill
- Audio Surround Sound System with Sub-Woofer for Entertainment System
- Ultra Soft Leather Seating Upgrade
- Add Power Slide and Power Recline to Sofa
- Heated Front Seats with High and Low Switch

### EXTERIOR

- Power Side Step on Sliding Passenger Door Only
- Tint Front Two Windows
- Color Keyed Exterior Textured Factory Panels-Smooth
- Rear Air Ride System By Kelderman - Auto Level & Ride

### INTERIOR

- Add Power Slide and Power Recline to Sofa
- Heated Front Seats with High and Low Switch
- Center Table with Two Cup Holders: Removable Two Locations
- Partition Wall - Dual Glass/Solid with 40" TV - Game Ready for Gaming System - 400 Watt Invertor
- Center Console Cooler 12volt Cooler / Warmer Portable throughout van
- RV Roof Top Air System - Shorepower Included (only works with Generator or shore power plug)
- Lock Box - Under Sofa or in Rear Area
- Second Row Power Leg Bucket Seats - "Requires more Legroom" (Recommends 7 Seater on 148 Van)(no Swivel) (no Quick Release)
- Jet Desk 5 Tables at Seat to pull out of wall
- Jet Desk Table Driver Side Front
- Carpet - Delete Wood Floor

### WHEELS AND TIRES

- 16" Custom Wheels on Factory Tires
- 17" Custom Wheels on Goodyear Tires
- DRW 16" Dually Custom Wheel Upgrade

### ELECTRONICS

- 32" Power Down Smart TV with Apps, DVD and HDMI - Game Ready for gaming systems - 1000 Watt Invertor
- Mobile Satellite DirectTV (Customer Activation Required) - No HD Channels
- Apple TV (requires Customer Provided Wifi Connection)
- Starlink Dish V4 with Wedge Mount and Gen 3 Router
- Cell Phone Booster - LTE/Cell Signal Booster
- Homelink Garage Door Opener
- Rear Wall with Forward Facing 40" TV
- Tailgate TV Package with Rear Entertainment - 40"
- Floor Cooler System Under Rear Sofa Seat - 3 Bucket seat (non removeable or power)



# SHUTTLE CONVERSION

# SHUTTLE

Shuttle vans are great for so many different aspects of the road, when you get a Waldoch shuttle passenger van it's the comforts that makes the difference. The Ford Transit Van works great for the shuttle hotel industry. Ford came out with great vans to build nice custom vans on. The Ford Transit is a very popular model to use for the hotel shuttle service, Airport Shuttle Service, Daycare Buses, Shuttle Buses, Shuttles with Mobility / Wheelchairs and Specialty Shuttle Bus vans. Many of the companies use the Shuttle Buses for charter and traveling from place to place. The seating for a shuttle Bus ranges from 10 Passenger up tu 15 Passenger. Most of our Airport Shuttles are 13 Passenger with a nice luggage rack. Waldoch is a Custom Conversion Van Shuttle Manufacture and has been building shuttles Vans since 1974. Waldoch is a QVM for Ford Motor Company with the Transit Van.

- Heavy Duty Altro Commercial Flooring
- Webasto Rear Heat & Air Conditioning with overhead venting
- Insulation throughout the van giving it great sound deadening
- High durable Plastic walls
- Available Power Side Step Passenger Side Only (16" wide)
- Available Leather upgrade to the seating
- Available High back bucket seating



# WALDOCH SHUTTLE TRANSIT



## STANDARD FEATURES

### STANDARD FEATURES

- ✔ Full View Factory Windows (van ordered with options)
- ✔ Altro Wood Smooth Acoustic - Gray
- ✔ Vinyl Wall Coverings in Rear-Factory
- ✔ Automotive Luxury Foamed Headliner Throughout-Factory
- ✔ Rear Heat and Air Conditioning w/ Overhead Venting-Factory

### DELUXE TRANSIT DESIGN SEATING

- ✔ T12 Passenger - Ten Deluxe Cloth Seats w/Built-In Seat Belts: One Jump seat, One Single Seat, Two Double Seats, Two Double Four Seats 16" wide X 25" tall
- ✔ 15 Passenger - Thirteen Deluxe Cloth Seats w/Built-In Seat Belts: One Jump seat, Two Single Seats, Three Double

### SAFETY FEATURES

- ✔ Fire Extinguisher
- ✔ First Aid Kit

### STANDARD ELECTRONICS

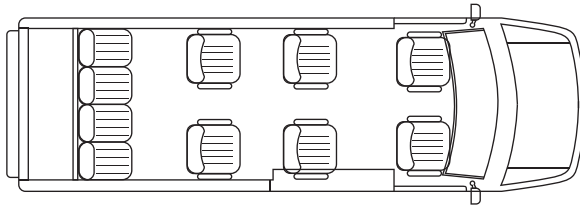
- ✔ Courtesy LED Lights in Side Step Wells.
- ✔ Four USB Ports.
- ✔ Lighted Rear Storage.
- ✔ Overhead Courtesy Lights (Rear Seat Area).
- ✔ Two 12 Volt Power Points: Front and Rear.
- ✔ Two Front Driver and Passenger Overhead Reading Lights.



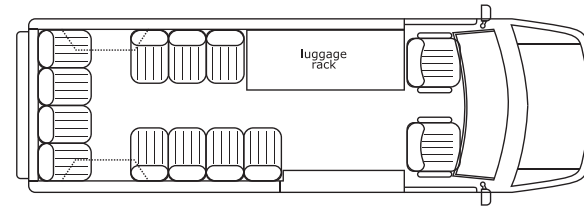
# WALDOCH SHUTTLE TRANSIT



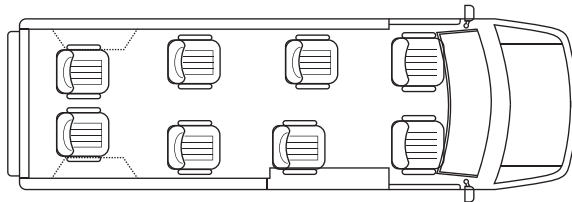
## LAYOUTS



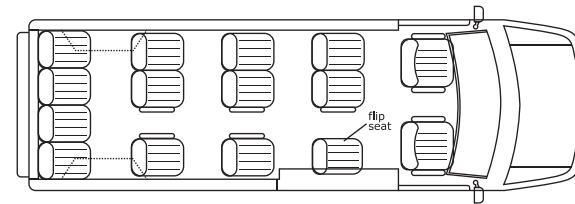
148"  
15 PASSENGER  
SHUTTLE



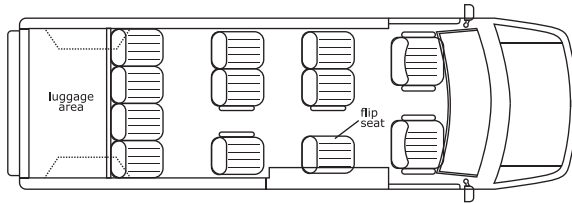
148"  
13 PASSENGER  
SHUTTLE



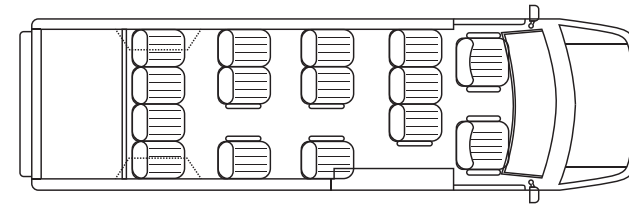
148"  
8 PASSENGER  
SHUTTLE



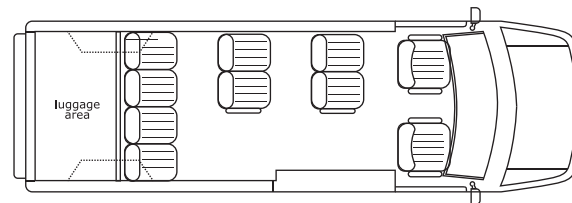
148"  
15 PASSENGER  
SHUTTLE



148"  
12 PASSENGER  
SHUTTLE



148" JUMBO EXT.  
15 PASSENGER  
SHUTTLE



148"  
10 PASSENGER  
SHUTTLE

# WALDOCH SHUTTLE TRANSIT

# SHUTTLE

## OPTIONAL EQUIPMENT

### ELECTRONICS

- 15" Flip-Down LCD Monitor w/DVD and Headphones Ties in to Factory Radio
- Factory Speaker Upgrade Add Rear Speakers
- Four USB Charging Port & Two 12 Volt Power Point FR& RR

### INTERIOR

- Rear Luggage Partition Full Wall (LED light in Rear Storage Area)
- Rear Luggage Partition Half Wall (LED light in Rear Storage Area)
- 148 Medium Roof - Plastic Interior - (R2C Chassis)
- 148 High Roof - Plastic Interior - (S4X Chassis)
- Sound Deadening Insulation Throughout Walls and Doors

### EXTERIOR

- Grip Driver and Passenger Side Step 7" width Black Aluminum Finish
- Color Keyed all Body Panels, Front & Rear Bumpers, Textured Parts
- Power Side Step Passenger Sliding Door Only
- Grip Passenger Only Side Step 7" width Aluminum Finish
- Tint Front Two Windows
- Window Tint - All Rear Windows
- 148EL - Jumbo High Roof Van Upgrade

### SEATING

- Ultra Soft Leather Upgrade Package
- High Back Plush Leather Shuttle Seats 16" wide x 30" tall
- Vinyl Seating Upgrade Package



# WALDOCH SHUTTLE TRANSIT

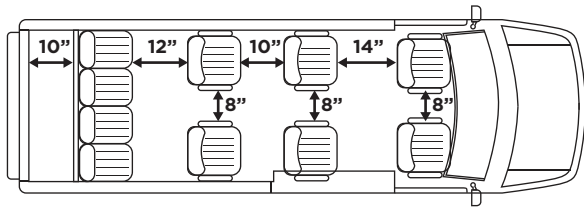
# SHUTTLE



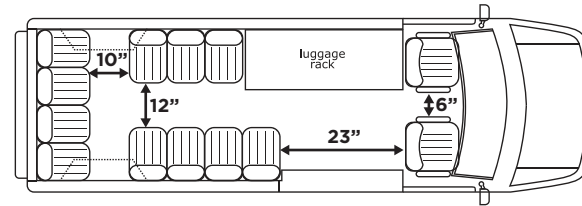
# WALDOCH SHUTTLE TRANSIT

# SHUTTLE

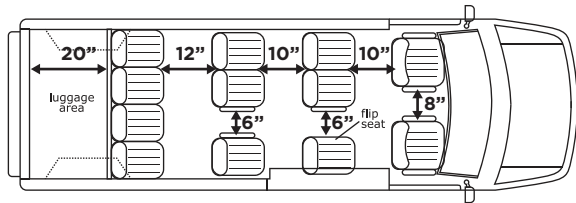
## SIZINGS



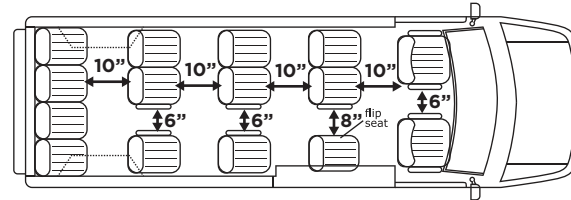
148"  
10 PASSENGER  
SHUTTLE



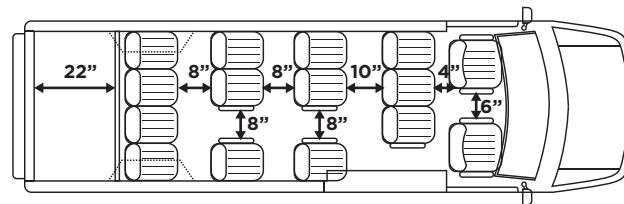
148"  
13 PASSENGER  
SHUTTLE



148"  
12 PASSENGER  
SHUTTLE



148"  
15 PASSENGER  
SHUTTLE



148" EXTENDED  
15 PASSENGER  
SHUTTLE

# MOBILITY CONVERSION



The Galaxy vans and the Waldoch Shuttle and Limo Vans can have a handicap wheelchair put in any one of the 3 models Waldoch manufactures. Starting with the Galaxy Transit Conversion van, you take out the first row of seating and the mobility lift mounts right at the door. The Waldoch Mobility vans can be put in the side or the rear door. Waldoch works with mobility installers all over American. If you have a mobility company you are working with and would like to get a full size van. Give us a call and we will help you get the van of your dreams and keep your mobility company right in your home town. They know you the best with the different service needs you might have over the year. Waldoch does have a local installer that they work with if you don't have one you are working with. Handicap full size conversion vans can be a lot to take on that is why we have a proven way we have done it and it's leaving the customer with a smile. Handicap vans can have the B&D transfer seats that will allow the seat to come back and pick the person up to move them in position if it's not easy to get into the driver or passenger seat. We also offer the ability to lock your wheel chair right in the passenger or driver position of the vehicle. It's called the EZ lock system. Simply push a button to release and you are set. The Q'straint tie down is our most popular and cost effective way to hold down the wheel chair, you do need a second person to help tie the person in the wheel chair or motorized chair down. The hand controls for the wheelchair and handicap vans is the best way for you to be in the driver seat and brake and gas with your hands, not having to worry about the pedals below. the Handicap steering wheel knob is a great way so you don't have to have 2 hands on the wheel while breaking or accelerating.

The Wheelchair mobility lift Waldoch works with is Braun and Ricon lifts, if you do have a different lift you would like to use that is not a problem. Again we work with Mobility companies all over the US, we build your beautiful van and your service center or one we find for you does the work on the mobility van. We work with many different models from the Klearvue Wheelchair lift and Scooter lift, it has the horizontal folding design to eliminate dangerous blind spots, which leaves an unobstructed view for the full-size mobility van driver as well as the passenger. The next one is the Clearway Wheelchair lift and scooter lift, this allows maximum interior space. These platform handicap lifts also feature an all steel frame and hydraulic pump for reliability that lasts for years. The next handicap lift is the Slide-Away wheelchair lift and scooter lift, a completely automatic, folding platform wheelchair lift that does not restrict movement of the front passenger seat. Slide-Away mobility lifts offer the strength of dual-post hydraulic lift plus the flexibility of a single-post lift.

- Working with any mobility installer in the US - American
- Understand the need and wants of the customer with ease of use in mind.
- Works with all different mobility lift companies
- Manufactures person use handicap and mobility van
- Manufactures commercial handicap and mobility shuttle vans



# WALDOCH MOBILITY TRANSIT



## STANDARD FEATURES

### STANDARD FEATURES

- ✔ Full View Factory Windows (van ordered with options)
- ✔ Altro Wood Smooth Acoustic - Gray
- ✔ Vinyl Wall Coverings in Rear (ordered with option Factory)
- ✔ Automotive Luxury Foamed Headliner Throughout (Factory)
- ✔ Rear Storage Area with Jack and Lug Storage

### DELUXE TRANSIT DESIGN SEATING (not included in open floor plan)

- ✔ Seating is Vinyl Grey Standard Seating as seen in the Floor Plans
- ✔ Open Floor Plans do not include seating, Must pick options\*\*

### SAFETY FEATURES

- ✔ Fire Extinguisher
- ✔ First Aid Kit

### MOBILITY (not included in open floor plan)

- ✔ Braun Millennium 800 LB. 34"X51" - Commercial use
- ✔ Qstraint Slide N' Click Kit's
- ✔ Interlock System (included in Open Floor Plan)
- ✔ Q-Straint Bags (2) Mount on Rear Driver Wall



## OPTIONAL FEATURES

### ELECTRONICS

- 22" Flip-Down LCD Monitor w/DVD and Headphones
- Factory Speaker Upgrade Add Rear Speakers

### MOBILITY LIFT

- Braun Millennium 800 LB. 34" X51" usable platform - Commercial use - Rear Entry
- Braun Millennium 800 LB. 34" X51" usable platform - Commercial use - Side Entry
- Braun Century 1000LB. 34"x51" usable platform - Commercial use - Rear Entry

### TIE DOWN

- Qstraint L-Track Kit (4) Retractors (1) Retractable lap Shoulder Belt (4) L- Tracks 15"
- Qstraint Slide N' Click Kit (4) Retractors (1) Retractable lap shoulder belt (4) Slide Bottom
- QRT 360 Tie Down w/Slide 'N Click (puck) Retractable Shoulder/Lap (bags mounted on wall)

### INTERIOR

- Sound Deadening Insulation Throughout Walls and Doors
- Hand Rails Stainless Right and Left Side Sliding Door opening
- Pro Air Rear Heat and Air Tie In system

### SEATING

- Ultra Soft Leather Upgrade Package
- High Black Plush Leather Shuttle Seats 16" wide x 30" tall
- Vinyl Seating Upgrade Package
- Single Seat Cloth 18" Wide X 30" Long (Put number in box for open floor plan)
- Double Seat Cloth 35" w X 30" Long (Put number in box for open floor plan)
- Flip Single Seat Cloth 18" w X 25" Lg Seated - Flip 13" (Put number in box for open floor plan)
- Fold-a-way Double Seat Cloth 36" w X 25" Lg Seated (Put number in box for open floor plan)

### EXTERIOR

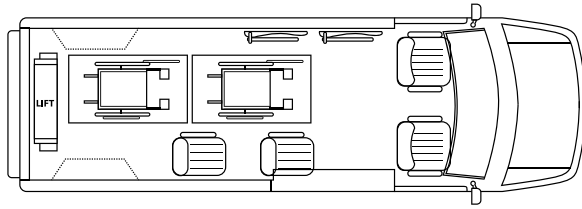
- Color Keyed Wheel to Wheel Fiberglass Pony Running Boards
- Color Keyed all Body Panels, Front & Rear Bumpers (textured Parts)
- Power Side Step on Sliding Passenger Door Only
- Grip Driver and Passenger Side Step 7" width Black Aluminum Finish
- Grip Passenger Only Side Step 7" width Aluminum Finish
- Window Tint - Front Two Windows
- Window Tint - All Windows



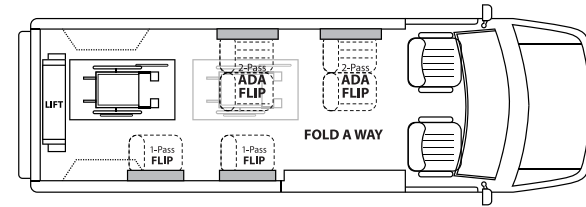
# WALDOCH MOBILITY TRANSIT



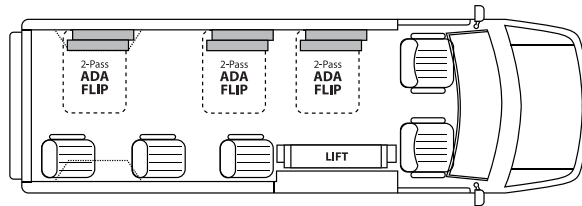
## LAYOUTS



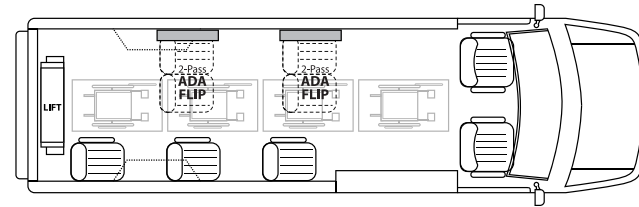
148" LIFT  
8 PASSENGER  
2 WHEEL CHAIRS



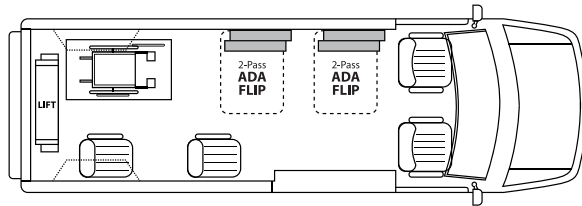
148" REAR LIFT  
8 PASSENGER  
2 WHEEL CHAIR



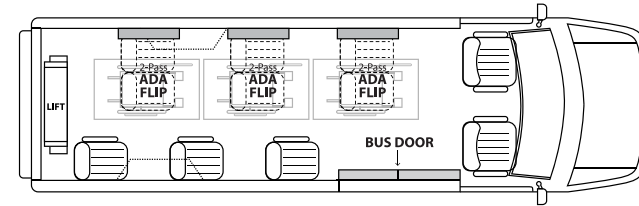
148" SIDE LIFT  
11 PASSENGER  
3 WHEEL CHAIRS



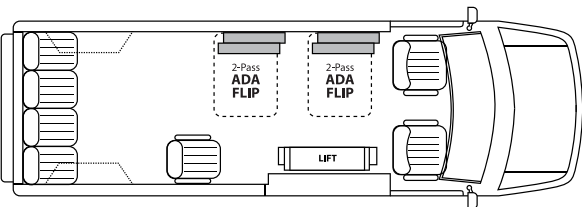
148" JUMBO EXT.  
REAR LIFT  
9 PASSENGER  
4 WHEEL CHAIR



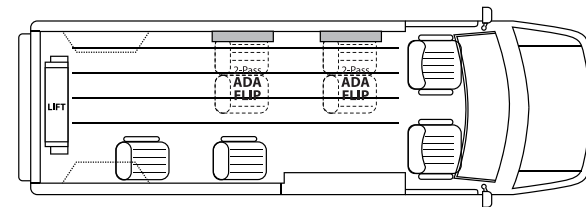
148" REAR LIFT  
8 PASSENGER  
3 WHEEL CHAIRS



148" JUMBO EXT.  
REAR LIFT  
11 PASSENGER  
3 WHEEL CHAIR



148"  
11 PASSENGER  
3 WHEEL CHAIRS



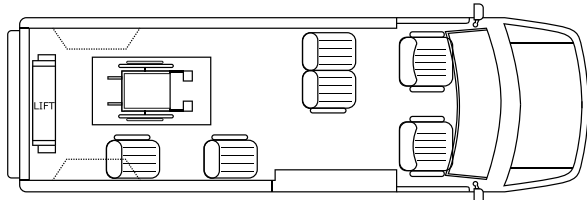
148" REAR LIFT  
8 PASSENGER



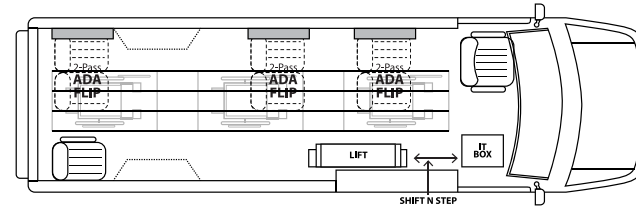
# WALDOCH MOBILITY TRANSIT



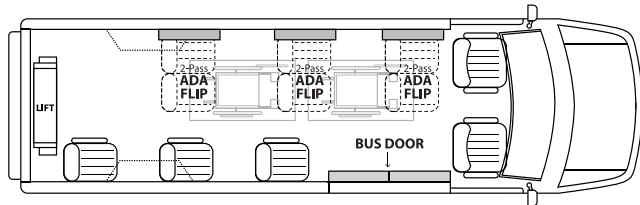
## LAYOUTS



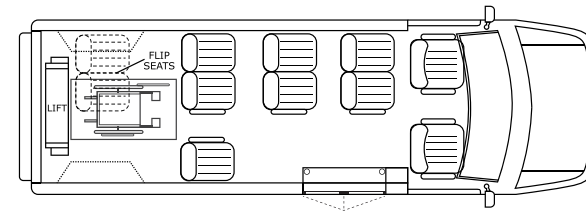
148" REAR LIFT  
6 PASSENGER  
1 WHEEL CHAIR



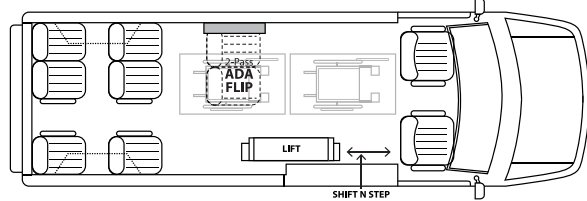
148" JUMBO EXT.  
SIDE LIFT  
8 PASSENGER  
3 WHEEL CHAIR



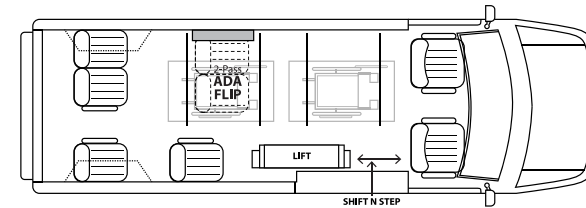
148" JUMBO EXT.  
REAR LIFT  
11 PASSENGER  
2 WHEEL CHAIR



148" REAR LIFT  
11 PASSENGER  
1 WHEEL CHAIR



148" SIDE LIFT  
10 PASSENGER  
4 WHEEL CHAIR



148" SIDE LIFT  
8 PASSENGER  
2 WHEEL CHAIR

# WALDOCH LANDMARK TRANSIT



## STANDARD FEATURES

### STANDARD FEATURES

- ✔ Full View Factory Windows
- ✔ Compliance System (Seating & Belts)
- ✔ Sound Deadening & Moisture Resistant WISE Insulated Flooring
- ✔ Plush Nylon Carpeting Throughout with 1/2" Carpet pad
- ✔ Upholstered Soft Touch Sidewalls w/Coverings to Match Decor
- ✔ Automotive Luxury Foamed Ceiling Throughout
- ✔ Driver Controlled Air/Heat w/Venting Through Ceiling (Factory Ordered)
- ✔ Lower Floor Vent

### SEATING FOR 7 PASSENGER

- ✔ 3 Pt. Seat Belts on all Midrow Seats: 20.5" wide by 28" tall
  - ✔ Maybach Seats Swivel & Lock in Forward Position
  - ✔ Maybach Bucket Seats - Quick Release Center
  - ✔ Reupholstered OE Front Seats
  - ✔ Child Seat Ready
  - ✔ Seats with Slide Track with Towel Bar style handle
  - ✔ Quick Release Sofa 56" wide with Manual Recline and Slide
  - ✔ Sofa Fold into a Bed 56" wide x 58" Long
  - ✔ Add-A-Back on Rear Sofa to extend for Bed or Self
- \*Nine Passenger Van Requires 2 Bucket Seats*  
*\*\*Eight Passenger removed sofa with 2 Bucket seats*

### AMENITIES

- ✔ Beverage Holders
- ✔ Entry Assist Handles Side Doors
- ✔ Color Keyed Floor Mat Set (4)
- ✔ First Aid Kit
- ✔ Fire Extinguisher
- ✔ Owner's Packet in Waldoch Accessory Bag

### EXTERIOR ENHANCEMENTS

- ✔ Custom Designed Waldoch Vinyl Graphics
- ✔ Color Key all Body Panels, Front & Rear Bumper, Textured Parts
- ✔ Landmark Chrome Exterior Insignias

### WOOD TRIM HYDRO/CLEAR COAT

- ✔ Dash Center
- ✔ Front Door Accents
- ✔ Rear Beverage Holders
- ✔ Rear Trim

### STANDARD ELECTRONICS


- ✔ Driver Command and Control Center
- ✔ Convenient Passenger USB Charging Ports
- ✔ Soft Glow Indirect LED Accent Lighting - Ceiling



# WALDOCH LANDMARK TRANSIT



## LAYOUTS



148" JUMBO EXT  
11 PASSENGER  
LUXURY




148"  
7 PASSENGER  
LUXURY



148"  
9 PASSENGER  
LUXURY



148"  
7 PASSENGER  
MOBILITY  
LUXURY



148"  
8 PASSENGER  
LUXURY



# WALDOCH LANDMARK TRANSIT



## OPTIONAL FEATURES

### INTERIOR

- Altro Wood Smooth Acoustic Floor - Gray - Grey Mats
- Altro Wood Smooth Acoustic Floor - Brown -Black Mats
- Altro Wood Smooth Acoustic Floor - Gray - Black Mats
- Center Console Cooler 12Volt / Warmer Portable throughout van
- Center Table with Two Cup Holders: Removable Two Locations

### SEATING

- Ultra Soft Leather Seating Upgrade
- Lock Box - Under Sofa or in Rear Area (specify location)
- Add Power Slide and Power Recline to Sofa
- Heated Front Seats with High and Low Switch
- 3PT Power Bucket Seat Sofa

### WHEELS

- 16" Custom Wheels on Factory Tires
- 17" Custom Wheels on Goodyear Tires

### ELECTRONICS

- 15" Flip Down TV with DVD, Headphones, Amp, Speakers, Game Ready
- Homelink Garage Door Opener
- Cell Phone Booster - LTE/Cell Signal Booster
- Apple TV (requires Customer Provided WIFI Connection)
- 110 Volt Plug with Inverter at Three Seats - 700 Watt Pure
- Starlink Dish V4 with Wedge Mount and Gen 3 Router

### EXTERIOR

- Painted Center Grill
- Power Side Step on Sliding Passenger Door Only
- Painted Mirrors and Hood Vents
- Tint Front Two Windows
- Delete -Color Key all Body Panels, Front & Rear Bumper, Textured Parts
- Color Key Wheel to Wheel Fiberglass Pony Running Boards




# WALDOCH LANDMARK TRANSIT

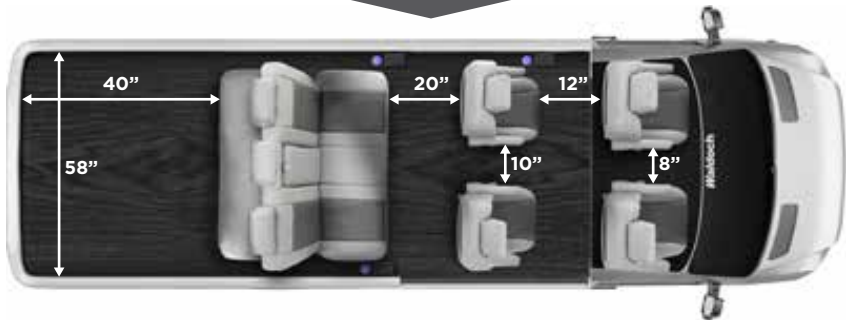


## SIZINGS


148"  
JUMBO EXTENDED



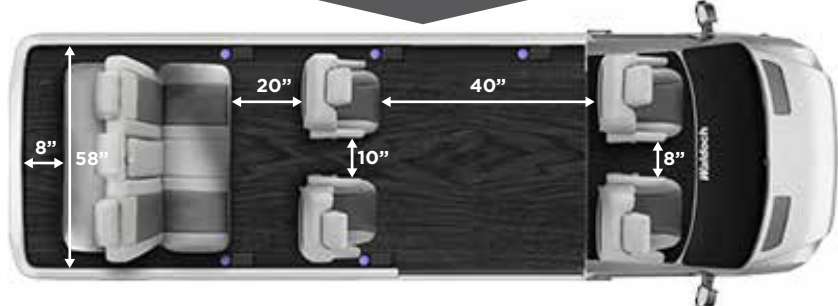
148"



148"



148"



# WALDOCH COYA

## FORD TRANSIT 250 REAR WHEEL DRIVE



### TRANSIT PROFESSIONAL LUXURY RV UPFIT, INDOOR SHOWER, QUEEN BED, KITCHEN, TOILET, SOLAR!

Ford Transit 250 High Roof. Professionally upfit, professionally maintained. Roomy indoor shower with hot water, indoor sink, toilet with large black/gray water tank, fridge, pullout kitchen with 2 burner propane stove. Camper queen bed, TV, wardrobe, carry-on storage. Maxxair fan and bathroom fan for cooling, heating system that runs on the fuel tank, window shades. 200 AH lithium battery power storage with 2000 Watt inverter. AC and DC outlets. Shore power and 320 Watts solar power. Off-grid ready!



**3.5L Flex Fuel V6 275hp 262ft. lbs.**

**Fuel Type: Regular Unleaded**

**Fuel Tank Size: 25.1 gallons**

1-800-328-9259 | 13821 Lake Drive NE, Forest Lake, MN 55025 | [www.waldoch.com](http://www.waldoch.com) | [info@waldoch.com](mailto:info@waldoch.com)



# WALDOCH COYA TRANSIT



## STANDARD FEATURES

### INTERIOR

- ✔ High-end Formica laminate plywood Solid surface in shower
- ✔ Sound deadening (70% coverage)
- ✔ EZ cool barrier
- ✔ Wool batt insulation
- ✔ Wall, ceiling, and door panels: Luan plywood covered in closed foam and then wrapped with marine grade fabric or vinyl.
- ✔ Floor: 3-part floor system One-closed cell foam insulation, Two-3/4" plywood
- ✔ Three-Marine grade decking or industrial grade floor added
- ✔ Maxxair fan: Maxxair model 7500K 10 Speed electric fan
- ✔ 12 overhead LED lights on dimmer: Frosted glass 3" LED lights recesses into ceiling
- ✔ Step Light - fully lighted step

### CABINETS & SURFACES

- ✔ Driver side large wet bath with shower
- ✔ Passenger side small galley cabinet with sink and slide out bench
- ✔ Bedroom wall with two drawers, step, and drawer fridge
- ✔ Large coat closet with two slide out shelves for luggage storage
- ✔ Solid surface countertop on galley cabinet (6 sq. ft)
- ✔ Platform bed 67"x 75"

### CAMPER ACCESSORIES

- ✔ Trunk Side Out Tray with Heavy Duty Lock Out Glides
- ✔ Trailer Hitch (Bike Mount & Accessories)
- ✔ Fire Extinguisher and Smoke Detector/Carbon Monoxide Detector
- ✔ Rip Stop Insulated Curtains for Cabin Windows and Curtain System for Front Window, Driver and Passenger Windows.
- ✔ Swivel Table System with One Mount
- ✔ Solid Surface Mat Custom Cut to Size
- ✔ Mattress 74x60 8" Graphite infused
- ✔ Rear Kitchen Set up with cooktop Bamboo top, White Sides

### ELECTRICAL

- ✔ 412Ah lithium electrical setup
- ✔ 2 -SOK 206 AMP Lithium Batteries
- ✔ Red Arc 40-amp DC-DC Charger BMS
- ✔ Low Voltage Shutoff
- ✔ 2 - 160-Watt Solar Panels
- ✔ Xantrex Freedom XC 2000-Watt Inverter/Charger
- ✔ Circuit Breaker Panel with Customer Access
- ✔ 3-USB Ports and 1-12 Volt Port
- ✔ 3-Outlets with GFCI
- ✔ Shore Power Connection with Cord
- ✔ Ethernet cable installed in electrical box and wired to Jack behind TV
- ✔ Ellwel Heat and Hot Water System
- ✔ 2-Down Lights Added to Bed Area
- ✔ Dometic CD30 Refrigerator
- ✔ Insignia 24" TV with Swivel Mount
- ✔ 2 outside Security Lights
- ✔ Pico Monitoring System
- ✔ Progressive AC/DC Panel

### BATHROOM

- ✔ Thetford Magic 5 High with Handle
- ✔ Bathroom Mirror 53.13"X13.77" mounted on Door
- ✔ Toilet Paper Holder - Corneria
- ✔ Eco Eclipse Amenity Dispenser System Beek 3
- ✔ 4 Hooks inside and outside of bathroom

### PLUMBING

- ✔ 43 Gallon Fresh Water Tank
- ✔ 48 Gallon Black Water Tank
- ✔ Series Insulated Connection
- ✔ Sink and Faucet Combo or Under Mount
- ✔ Rear Spray Port for Back Shower or Gear Cleaning
- ✔ Shower in Front Head with Control

### WARRANTY

- ✔ 3 Year / 36,000 Mile Warranty



# WALDOCH COYA TRANSIT



## OPTIONAL FEATURES

### INTERIOR

- 12Volt Dometic AC system
- Wi-Fi Antenna Omni-Directional - KING - (2GB starts at 19.00/mo.)
- Cell Phone Booster KING Extend Pro - LTE/Cell Signal Booster (No Monthly Cost)
- Passenger Sliding Door Bug Screen with Walk through Magnetic Door - Can roll up
- Rear Door Screen Door - Black out and screen rolls up

### EXTERIOR

- R2X AWD Chassis Upgrade Option
- Custom Roof Rack with Ladder and LED front Light
- Driver and Passenger Vented Slider Windows on Bump outs
- Tint Front Two Windows
- Tint All Rear Windows
- Solar Power System Installed on Roof
- Power Awning - Power with Switch - Wind Sensors

### WHEELS

- 16" Custom Wheels on Factory Tires
- 17" Custom Wheels on Goodyear Tires



# WALDOCH MOTOVAN AND CAMPERS

---



1-800-328-9259 | 13821 Lake Drive NE, Forest Lake, MN 55025 | [www.waldoch.com](http://www.waldoch.com) | [info@waldoch.com](mailto:info@waldoch.com)




# WALDOCH VAN COLOR AND TRIM OPTIONS


## EXTERIOR COLORS




AGATE BLACK




OXFORD WHITE




BLUE METALLIC




CARBONIZED GRAY METALLIC



ABYSS GRAY



AVALANCHE GRAY



INGOT SILVER


## SEATING

GRAY'S


TAN'S




BLACK WITH PEWTER PIPING (GREY'S)




PEWTER WITH BLACK PIPING (GREY'S)



QUICKSILVER WITH MEDIUM ALABASTER (GREY'S)




MEDIUM NEUTRAL WITH TAN PIPING (TAN'S)



LASSO WITH SAND CREAM PIPING (TAN'S)



STEERHIDE WITH BLACK PIPING (TAN'S)




SAND CREAM WITH CHAMOIS PIPING (TAN'S)

## FLOORING




TAN WOOD VINYL FLOOR



GRAY WOOD VINYL FLOOR




BROWN WOOD VINYL FLOOR



TAN CARPET




BLACK CARPET



GRAY CARPET

## VAN TRIM



WALNUT WOOD WTP-105



STRAIGHT GRAIN GRAY WTP-154



DARK BURLWOOD WTP-231



COCOA BURLWOOD WTP-302



CARBON FIBER WTP-137



BIRDSEYE MAPLE WTP-371





QVM Transit and F-Series Personal Use Conversion Program

- FMVSS/CMVSS
- Quality control
- Manufacturing process and controls
- Philosophy on quality and continuous improvement commitment
- Adherence to Ford guidelines
- Representative vehicles in process
- Customer support system(s)



NTEA's Member Verification Program (MVP) recognizes eligible companies in the work truck industry for outstanding business practices and successful implementation of quality standards.



**MEMBER**



